

BUD-40/3

PV DC Surge Protection Device




- 1 Brand
- 2 Type
- 3 Max. Discharge Current I_{max}
- 4 Nominal Discharge Current I_n
- 5 Voltage Protection Level U_p
- 6 Max. Continuous Operating Voltage U_{cpv}
- 7 Indicator
- 8 Standard Code
- 9 Certificate Symbol

- Suitable For Use in All Photovoltaic Systems
- Prewired Modular Complete Unit, Consisting of A Base Part and Plug-in Protection Modules
- Plug-in Protection Module, Easily Installation and Maintainance
- High Energy Varistor, Response Time Less Than 25 Nanosecond
- Optional Remote Signalling Contact(FM) for Monitoring Device (Floating Changeover Contact)
- Din Rail Mounting TH35-7.5/DIN35
- Comply with :IEC/EN 61643-31

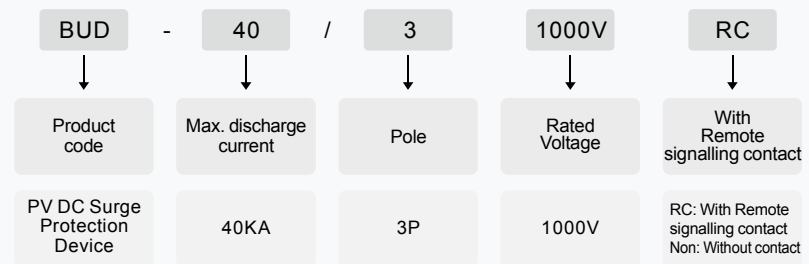
Application

ZBENY PV DC BUD-40/3 Surge Protection Device was designed and manufactured, complying the PV standard IEC/EN 61643-31, It widely used in PV DC combiner box, inverter, controller and PV DC cabinet. Rated voltage 1000V DC, Maximum discharge current 40KA, High Energy Varistor, high effective for lightning protection.

Appearance Introduction



Type Instruction



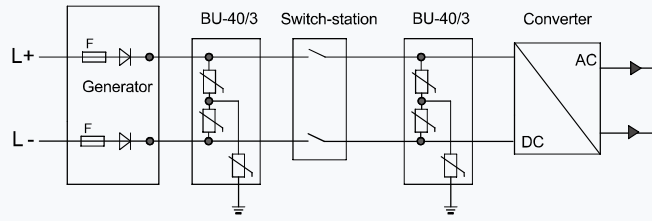
Parameter

PV DC BUD-40/3 Surge Protection Device		
Pole		3P
Standard		IEC/EN 61643-31
Electrical Characteristics		
Category IEC/EN		IEC II/EN2
Open Voltage	$U_{oc Max}$	1000V DC
Max Continuous Operational Voltage	U_c	1000V DC
Nominal Discharge Current	$I_n(8/20)\mu s$	20KA
Maximum Discharge Current	$I_{max}(8/20)\mu s$	40KA
Voltage Protection Level	U_p	$\leq 3.8KV$
Response Time		$\leq 25ns$
Control and Indication		
Operating State/fault Indication		Green/Red
Plug-in Protection Module		■
Remote Signalling Contact(Optional)	Max. Working Voltage(V)	30V DC
	Max. Working Current	1A
Connection and Installation		
Wire	Hard cable mm^2	4~25
	Flexible cable mm^2	4~16
Terminal Screws		M5
Torque(Nm)	Main Circuit	2.5
	Remote Contact	0.25
Degree of Protection		IP20
Installation Environment		
Operating Temperature Range (TU)		-40°C~+80°C
For Mounting on		TH35-7.5/DIN35
Relative Humidity		30%~90%
Weight kg		0.36

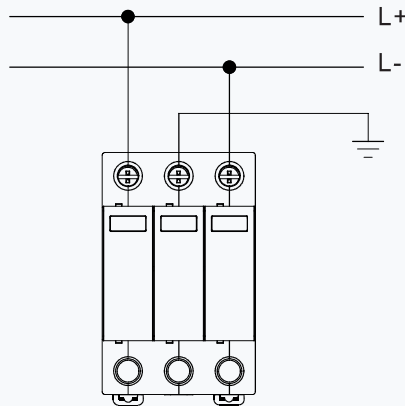
BUD-40/3

PV DC Surge Protection Device

Principal Drawing



Wiring Method



Dimensions(mm)

